



# Aid Worker Security Report Figures at a glance

# 2018

**313** aid workers were victims of major attacks in 2017

**139** killed

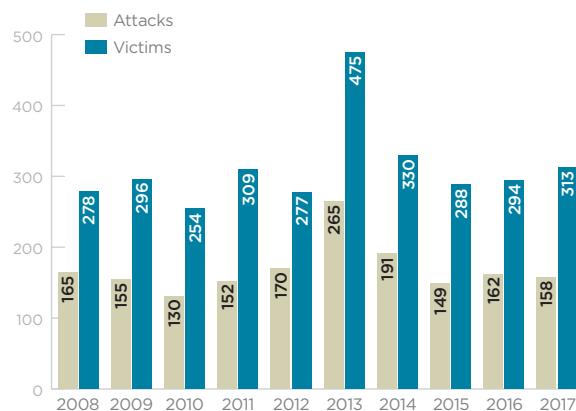
**102** wounded

**72<sup>1</sup>** kidnapped

In 2017, **158** major incidents of violence against humanitarian operations occurred in **22** countries, affecting **313** aid workers.

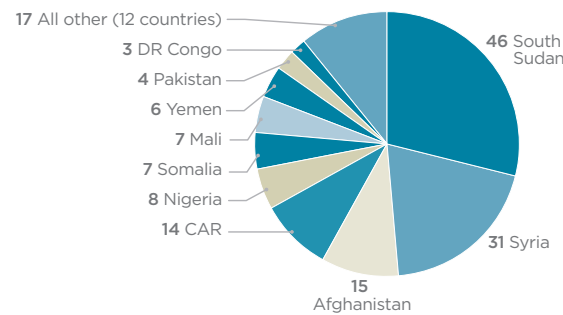
The global totals of attacks and victims did not change significantly from 2016. However, there was a 30% rise in fatalities compared to 2016. The 139 aid workers killed in 2017 is the second highest recorded annual death toll, following 2013 (156).

## Attacks and victims, 2008-2017



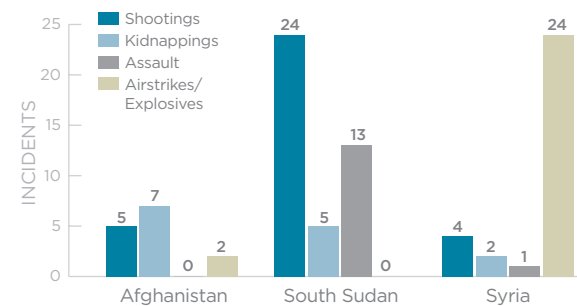
Most of these attacks occurred in the conflict-affected countries of South Sudan, Syria, Afghanistan, and Central African Republic (CAR), which together accounted for two thirds of all major incidents. CAR saw a three-fold rise in aid worker attacks following the upsurge in fighting there in May 2017, placing it among the most violent contexts for the first time since 2014, in the early days of the conflict.

## Attacks by context, 2017



The violence in South Sudan continued to escalate, with record numbers of aid workers killed by gunfire in addition to a rise in aid worker kidnappings. Prior to 2016, kidnappings were relatively rare in South Sudan. The sharp increase in 2016 and continuing through 2018 suggests a troubling trend of armed groups using this tactic to assert control over aid operations.

## Tactics used in top three most violent contexts, 2017



## Victims of kidnapping in South Sudan, 2011-2018<sup>2</sup>

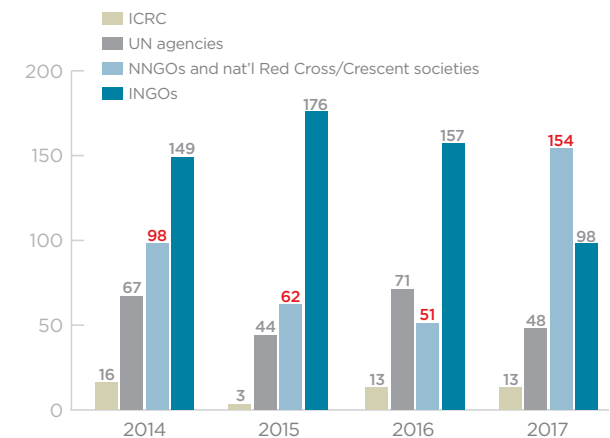


<sup>1</sup> There were a total of 76 kidnap victims, of whom four were killed. Those are counted within the "killed" number.

<sup>2</sup> 2018 numbers partial and preliminary

Because these attacks took place mostly in contexts of severely constrained access for international aid organisations, 2017 also saw a steep rise in the number of victims belonging to national and local NGOs, reflecting the near universal reliance on national staff and organisations to take on the riskiest of operational roles in the most insecure areas.

## Aid worker victims by agency type, 2014 - 2017



Similarly, the ratio of overall national staff victims to international staff victims rose in 2017.

## Aid worker victims by staff type, 2014 - 2017

